

**canfield connector**  
8510 Foxwood Court  
Youngstown, Ohio 44514  
(330) 758-8299 Fax: (330) 758-8912  
www.canfieldconnector.com

## SERIES 5FR

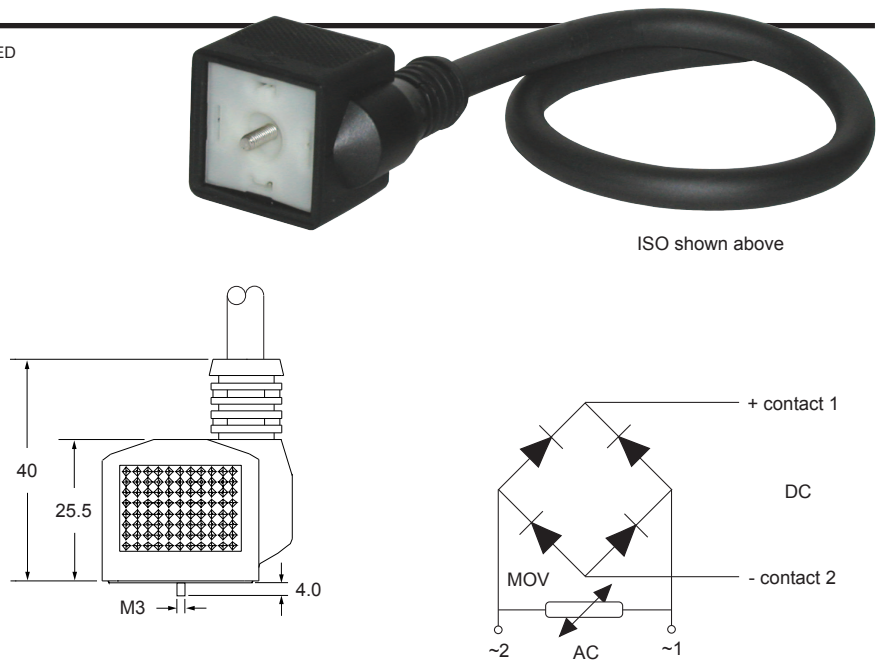
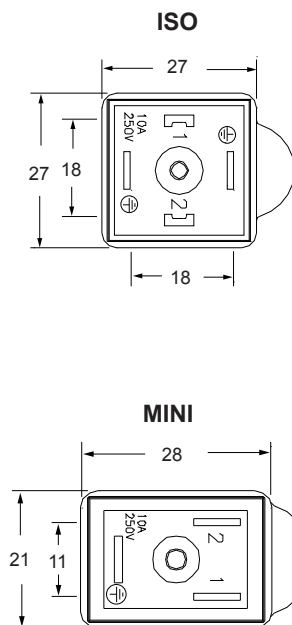
## RECTIFIED MOLDED SOLENOID VALVE CONNECTORS

### General Description

The Canfield Series 5FR solenoid valve connectors incorporate a full-wave bridge rectifier inside a fully molded connector. The 5FR converts alternating current to direct current reducing coil burnout due to valve sticking. Also, direct current eliminates AC "hum" inherent to alternating current. Made from rugged yet flexible polyurethane, the connector housing boasts high durability factors and application versatility. The low profile "straight-line" interface/cord configuration allows for installation in many limited space applications. The integrated gasket design boasts an IP67/NEMA 6 rating and makes it impossible to lose the gasket! Features bi-directional indicator lights, and load suppression (not intended for UL 1449). The Series 5FR is **Proudly Made in the U.S.A.**

### Dimensional Data

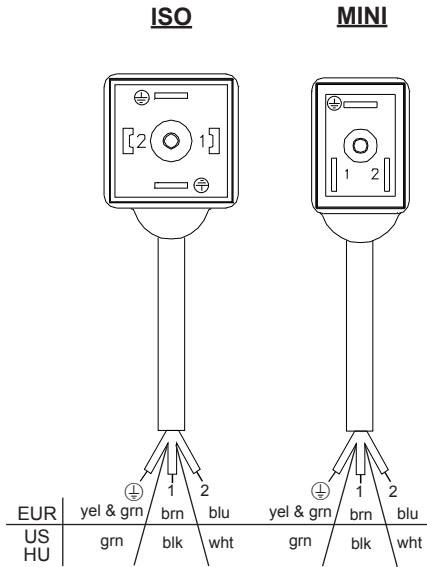
ALL DIMENSIONS ARE IN MILLIMETERS UNLESS OTHERWISE NOTED



### Technical Data

- Cable outlet: Molded construction with wire exiting out parallel to the face of the coil
- Color: Black standard or white translucent (for lighted versions)
- Cable conductor colors:
  - European color code: Brown, blue, and yellow/green
  - US color code: White, black, and green
  - Specials on request
- Cable types: Pressure extruded PVC jacket  
HU - SJTOW jacket
- Cross section of conductor wire: 18 Gauge standard
- Rated voltage max.: 250V AC 50/60 Hz
- Voltage drop: 2.2 volt max.
- Current max: Continuous - 1 Amp  
Inrush - 15 Amps for 15 ms
- All versions include MOV suppression
- Enclosure and molded in gasket materials: Polyurethane
- Ambient rated temperatures: -25° to 80°C
- Environment protection: IP 67 and NEMA 6, dust tight and water resistant
- Available:
  - DIN 43650 Form "A" (ISO), EN175301-803:2006
  - Industry standard (MINI 11mm pin spacing)
- Pin configurations: For single solenoid valves - 2 connections plus ground

## Wiring Information



Normal polarity: 1 = (+) Positive, Hot  
 2 = (-) Negative, Neutral  
 3 = NC  
 ⊕ = Chassis Ground

Note: ISO is dual ground

Note: Slight discoloration may occur to translucent material after prolonged exposure to UV rays.

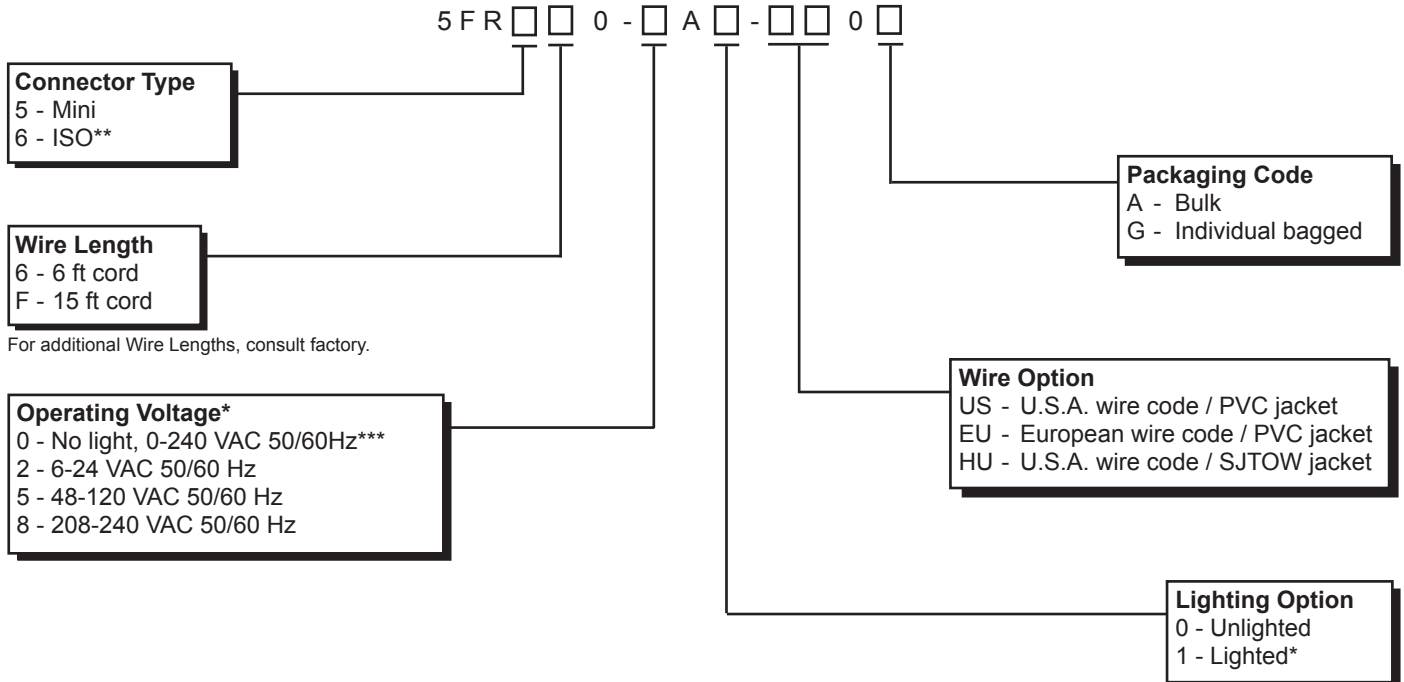


Consult factory for available versions recognized under the Component Program of Underwriters Laboratories, Inc.



Consult factory for available versions listed by Canadian Standards Association for use with certified electrical equipment.

## Ordering Information



All connectors come standard with integrated gasket.

\* Includes rated MOV suppression

\*\* 2+ dual ground

\*\*\* Rated 250V AC 50/60 Hz. Includes 250V MOV suppression

### Ordering Example:

5FR660-2A1-US0A

ISO, 6 ft wire length, 6-24 VAC 50/60 Hz, lighted, U.S.A. wire code / PVC jacket, bulk packaged