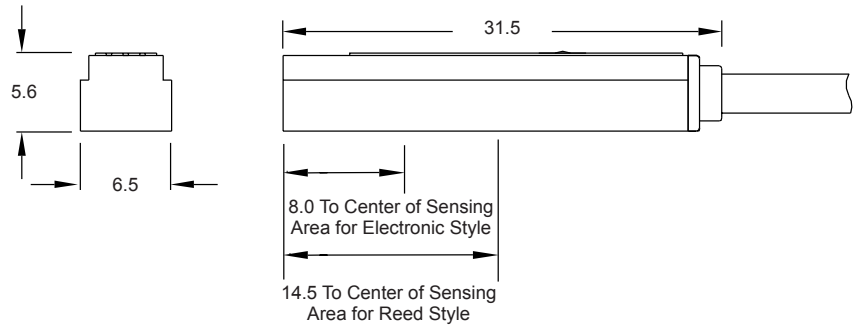
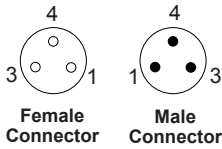
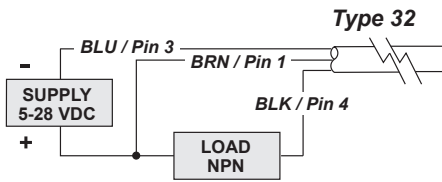
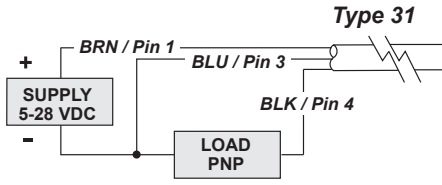
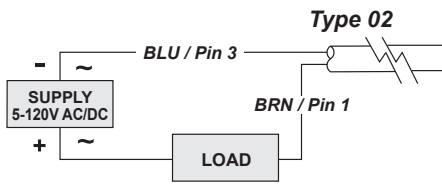


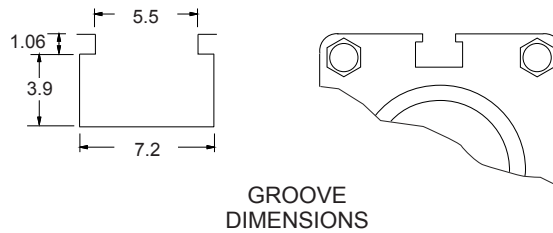
## SERIES 9T TYPE 02, 31 & 32

### Wiring Diagram



Switch Type	Description	Function	Switching Voltage	Switching Current	Switching Power	Voltage Drop	*Magnetic Sensitivity
02	Reed Switch with Red LED	SPST	5-120V AC/DC	0.1 Amps Max.	4 watts Max.	2.5 Volts @ 100 mA DC	40 Ga.
31	Electronic for Reed Magnet, with Grn LED & Sourcing	PNP	5-28 VDC	0.2 Amps Max.	4.8 watts Max.	.5 Volts @ 200 mA	40 Ga.
32	Electronic for Reed Magnet, with Red LED & Sinking	NPN	5-28 VDC	0.2 Amps Max.	4.8 watts Max.	.5 Volts @ 200 mA	40 Ga.

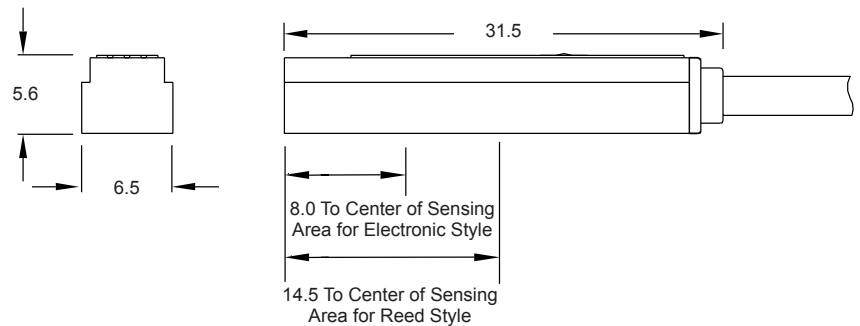
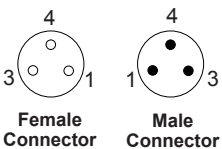
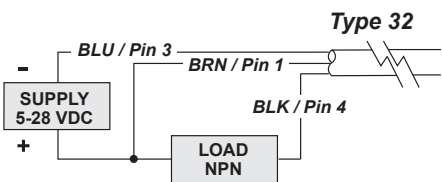
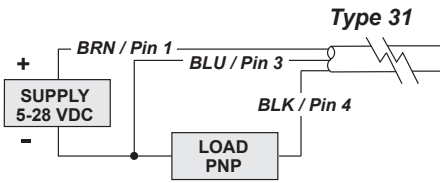
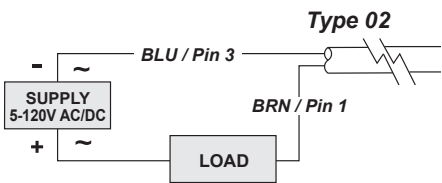
\*Minimum Gauss rating required for proper operation as measured on sensor surface.



A56-1495 Rev.05

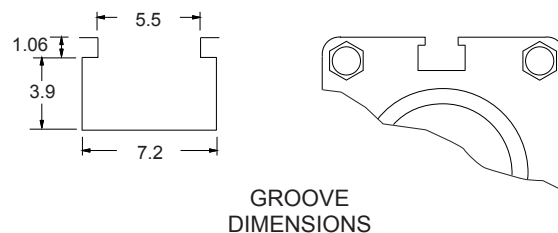
## SERIES 9T TYPE 02, 31 & 32

### Wiring Diagram



Switch Type	Description	Function	Switching Voltage	Switching Current	Switching Power	Voltage Drop	*Magnetic Sensitivity
02	Reed Switch with Red LED	SPST	5-120V AC/DC	0.1 Amps Max.	4 watts Max.	2.5 Volts @ 100 mA DC	40 Ga.
31	Electronic for Reed Magnet, with Grn LED & Sourcing	PNP	5-28 VDC	0.2 Amps Max.	4.8 watts Max.	.5 Volts @ 200 mA	40 Ga.
32	Electronic for Reed Magnet, with Red LED & Sinking	NPN	5-28 VDC	0.2 Amps Max.	4.8 watts Max.	.5 Volts @ 200 mA	40 Ga.

\*Minimum Gauss rating required for proper operation as measured on sensor surface.



A56-1495 Rev.05