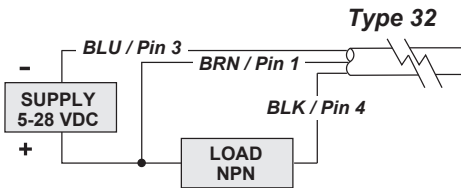
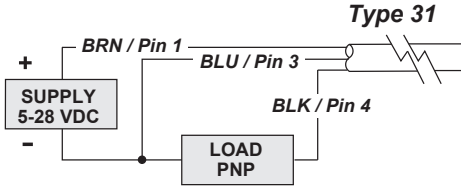
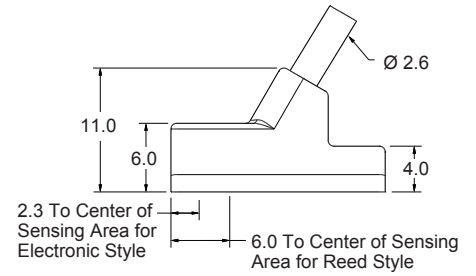
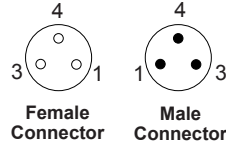
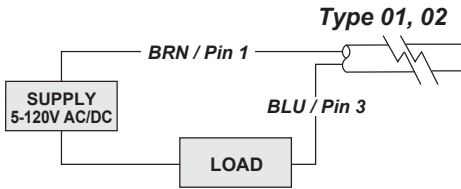
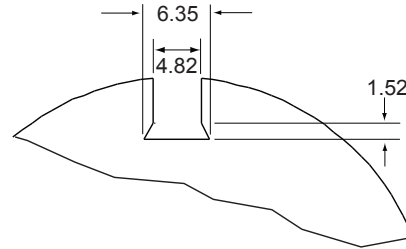


SERIES 9D TYPE 01, 02, 31 & 32

Wiring Diagram



Type	Description	Function	Switching Voltage	Switching Current	Switching Power	Switching Speed	Voltage Drop	Magnetic Sensitivity
01	Reed Switch	SPST Normally Open	0 - 120V AC/DC 50/60 Hz	0.25 Amps Max.	5 watts Max.	0.4 ms operate 0.1 ms release	0 Volts	85 Ga.
02	Reed Switch for PLC's, LED (current limiting)	SPST Normally Open	5 - 120V AC/DC 50/60 Hz	0.03 Amps Max. 0.001 Amps Min.	4 watts Max.	0.4 ms operate 0.1 ms release	3.5 Volts @ 5mA	85 Ga.
31	Electronic for Reed Magnet, LED & Sourcing	Normally Open (PNP)	5 - 28 VDC	0.2 Amps Max.	4.8 watts Max.	4 µs operate 4 µs release	1.0 Volts	25 Ga.
32	Electronic for Reed Magnet, LED & Sinking	Normally Open (NPN)	5 - 28 VDC	0.2 Amps Max.	4.8 watts Max.	4 µs operate 4 µs release	1.0 Volts	25 Ga.

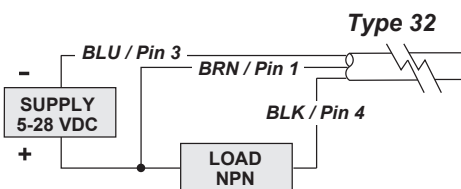
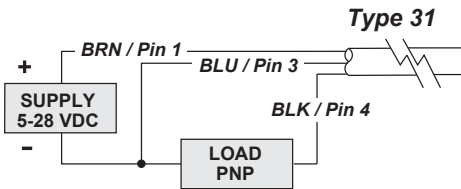
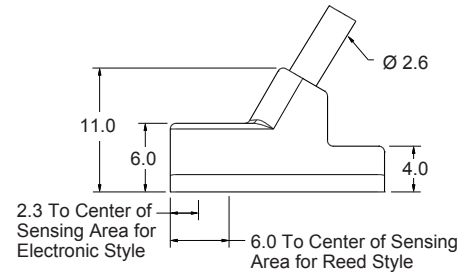
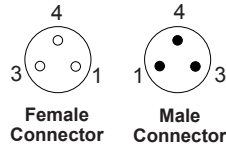
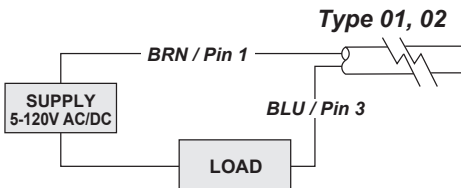


GROOVE DIMENSIONS

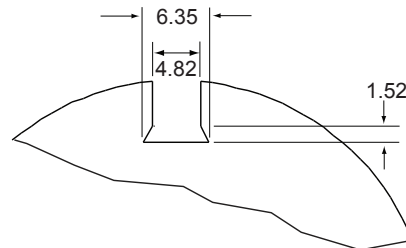
A56-1388 Rev. 03

SERIES 9D TYPE 01, 02, 31 & 32

Wiring Diagram



Type	Description	Function	Switching Voltage	Switching Current	Switching Power	Switching Speed	Voltage Drop	Magnetic Sensitivity
01	Reed Switch	SPST Normally Open	0 - 120V AC/DC 50/60 Hz	0.25 Amps Max.	5 watts Max.	0.4 ms operate 0.1 ms release	0 Volts	85 Ga.
02	Reed Switch for PLC's, LED (current limiting)	SPST Normally Open	5 - 120V AC/DC 50/60 Hz	0.03 Amps Max. 0.001 Amps Min.	4 watts Max.	0.4 ms operate 0.1 ms release	3.5 Volts @ 5mA	85 Ga.
31	Electronic for Reed Magnet, LED & Sourcing	Normally Open (PNP)	5 - 28 VDC	0.2 Amps Max.	4.8 watts Max.	4 µs operate 4 µs release	1.0 Volts	25 Ga.
32	Electronic for Reed Magnet, LED & Sinking	Normally Open (NPN)	5 - 28 VDC	0.2 Amps Max.	4.8 watts Max.	4 µs operate 4 µs release	1.0 Volts	25 Ga.



GROOVE DIMENSIONS

A56-1388 Rev. 03